

December 2023

TSX-V: ABRA OTCQX: ABBRF



ABRASILVER

RESOURCE CORP

A High-Growth Silver and Gold Explorer

www.abrasilver.com



Disclaimers

This presentation is not directed to, or intended for distribution to or use by, any person or entity that is a citizen or resident or located in any locality, state, country or other jurisdiction where such distribution, publication, availability or use would be contrary to law or regulation or which would require any registration or licensing within such jurisdiction.

This presentation does not constitute or form a part of, and should not be construed as an offer, solicitation or invitation to subscribe for, underwrite or otherwise acquire, any securities of AbraSilver, nor shall it or any part of it form the basis of or be relied on in connection with any contract or commitment whatsoever.

The information in this presentation includes certain “forward-looking statements” under applicable Canadian securities legislation. Forward-looking statements are necessarily based upon a number of estimates and assumptions that, while considered reasonable, are subject to known and unknown risks, uncertainties, and other factors which may cause the actual results and future events to differ materially from those expressed or implied by such forward-looking statements. All statements that address future plans, activities, events or developments that the Company believes, expects or anticipates will or may occur are forward-looking information. There can be no assurance that such statements will prove to be accurate, as actual results and future events could differ materially from those anticipated in such statements. Accordingly, readers should not place undue reliance on forward-looking statements. The Company disclaims any intention or obligation to update or revise any forward-looking statements, whether as a result of new information, future events or otherwise, except as required by law. To the extent permitted by law, AbraSilver accepts no responsibility or liability for any losses or damages of any kind arising out of the use of any information contained in this presentation. Potential investors should make their own enquiries in relation to any investment decisions.

Cautionary Note to United States Readers Concerning Mineral Resources and Reserves:

The standards employed in estimating the mineral resources referenced in this document differ significantly from the requirements of the United States Securities and Exchange Commission (the “SEC”) and the resource information reported may not be comparable to similar information reported by United States companies. The term “resources” does not equate to “reserves” and normally may not be included in documents filed with the SEC. “Resources” are sometimes referred to as “mineralization” or “mineral deposits.” While the terms “mineral resource”, “measured mineral resource”, “indicated mineral resource” and “inferred mineral resource” are recognized and required by Canadian regulations, they are not defined terms under standards in the United States and normally are not permitted to be used in reports and registration statements filed with the SEC.

The estimation of measured, indicated and inferred mineral resources involves greater uncertainty as to their existence and economic feasibility than the estimation of proven and probable reserves. United States readers are cautioned (i) not to assume that measured or indicated resources will be converted into reserves and (ii) not to assume that estimates of inferred mineral resources exist, are economically or legally minable, or will be upgraded into measured or indicated mineral resources. It cannot be assumed that AbrPlata will identify any viable mineral resources on its properties or that any mineral reserves, if any, can be recovered profitably, if at all.

The terms “mineral reserve,” “proven mineral reserve” and “probable mineral reserve” are Canadian mining terms defined in accordance with National Instrument 43-101 and the CIM Definition Standards on Mineral Resources and Mineral Reserves. These definitions differ from the definitions in Subpart 1300 of Regulation S-K and, generally, are not permitted to be used in reports and registration statements filed with the SEC.

As such, information contained in this document and the documents incorporated by reference herein concerning descriptions of mineralization and resources under Canadian standards may not be comparable to similar information made public by United States companies in SEC filings.

The Mineral Resources disclosed in this company presentation were estimated by Luis Rodrigo Peralta, B.Sc., FAusIMM CP(Geo), Independent Consultant. By virtue of his education and relevant experience, Mr. Peralta is a “Qualified Person” for the purpose of National Instrument 43-101. The Mineral Resources have been classified in accordance with CIM Definition Standards for Mineral Resources and Mineral Reserves. The Mineral Resources were reported in a press release dated November 28, 2023 and a full Technical is currently being prepared in accordance with NI 43-101 to be filed on SEDAR+ and the Company’s website.

The technical information contained in this presentation has been approved by David O’Connor, PGeo. Mr O’Connor is a Member of the Australasian Institute of Mining and Metallurgy (“AusIMM”), and is a qualified person in accordance with National Instrument 43-101 Standards of Disclosure for Mineral Projects.

A High-Growth Silver & Gold Company

- ▶ **Diablillos: Advanced-Stage, Near-Surface Oxide Silver-Gold Project**
 - ▶ Large M&I Resource ⁽¹⁾ Advancing to PFS:
53.3Mt @ 87 g/t Ag, 0.79 g/t Au for **148 Moz Ag & 1.4 Moz Au (258 Moz AgEq)**
 - ▶ Incl. high-grade JAC Deposit: 5.3Mt @ **202 g/t Ag**, 0.13 g/t Au for **34 Moz Ag & 22 koz Au**
- ▶ **Strong Record of Delivering Resource Growth**
 - ▶ Since 2020, ABRA has grown Diablillos' M&I resource by **~100%**, at an average **discovery cost of only US\$0.11/oz AgEq** ⁽²⁾
 - ▶ **PFS at Diablillos** on track to be completed in **early Q1/24**
- ▶ **Exploration Upside; Several Mineralized Zones Yet to be Drilled**
 - ▶ Numerous opportunities exist to further expand Resources within the existing deposits & define new mineralized zones through step-out drill campaigns
- ▶ **Robust Balance Sheet & Supportive Shareholders**
 - ▶ Healthy cash position of **~C\$7M** (as of Sept. 30)
 - ▶ Top Shareholder: Eric Sprott (**~12%**)



(1) Current Mineral Resource dated Nov. 22, 2023.
Refer to press release dated November 28, 2023 for details
(2) Refer to slide 9 for details

Attractive Valuation Upside & Strong Shareholder Support

CAPITALIZATION (as of Dec. 08, 2023)

Basic Shares Outstanding	563M
Share Price (CAD)	\$0.36
Market capitalization	C\$202M
Cash (estimate at Sept. 30th)	~C\$7M
Average daily trading volume (FY 2022)	+1.7M
52-week high/low (CAD)	\$0.48/\$0.22

TOP SHAREHOLDERS

Eric Sprott	12%
Management & Board	4%
Institutional Investors	~30%
Retail Investors	~55%

Analyst Coverage



Don DeMarco



Felix Shafigullin



Michael Curran

Multiple Near-Term Catalysts on the Horizon

Upcoming Milestones and Catalysts

Q4/23: Prioritize exploration targets for upcoming Phase IV drill campaign (Alpaca, Fantasma, JAC North, etc)

Early Q1/24: Pre-Feasibility Study (“PFS”) completed on Diablillos project

H1/24: Commence Phase IV step-out drill program, focused on new mineralized zones

2025: Definitive Feasibility Study (“DFS”) and Construction Decision

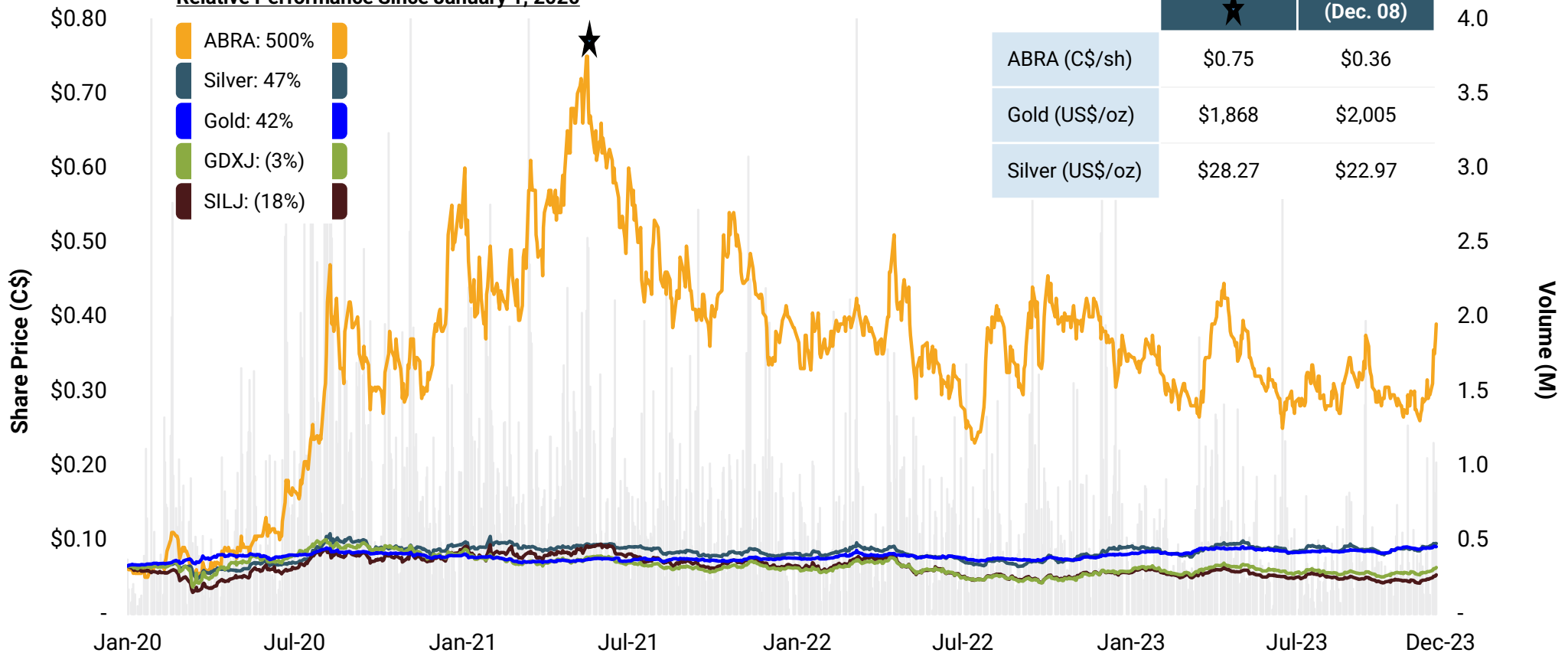
Significant Torque to Metal Prices

AbraSilver shares have meaningfully outperformed both the Junior Silver Miners ETF (SILJ) and Junior Gold Miners ETF (GDXJ) while demonstrating considerable leverage to metal prices

Relative Share Price Performance

Relative Performance Since January 1, 2020

- ABRA: 500%
- Silver: 47%
- Gold: 42%
- GDXJ: (3%)
- SILJ: (18%)



	May 2021 ★	Current (Dec. 08)	
ABRA (C\$/sh)	\$0.75	\$0.36	4.0
Gold (US\$/oz)	\$1,868	\$2,005	3.5
Silver (US\$/oz)	\$28.27	\$22.97	3.0

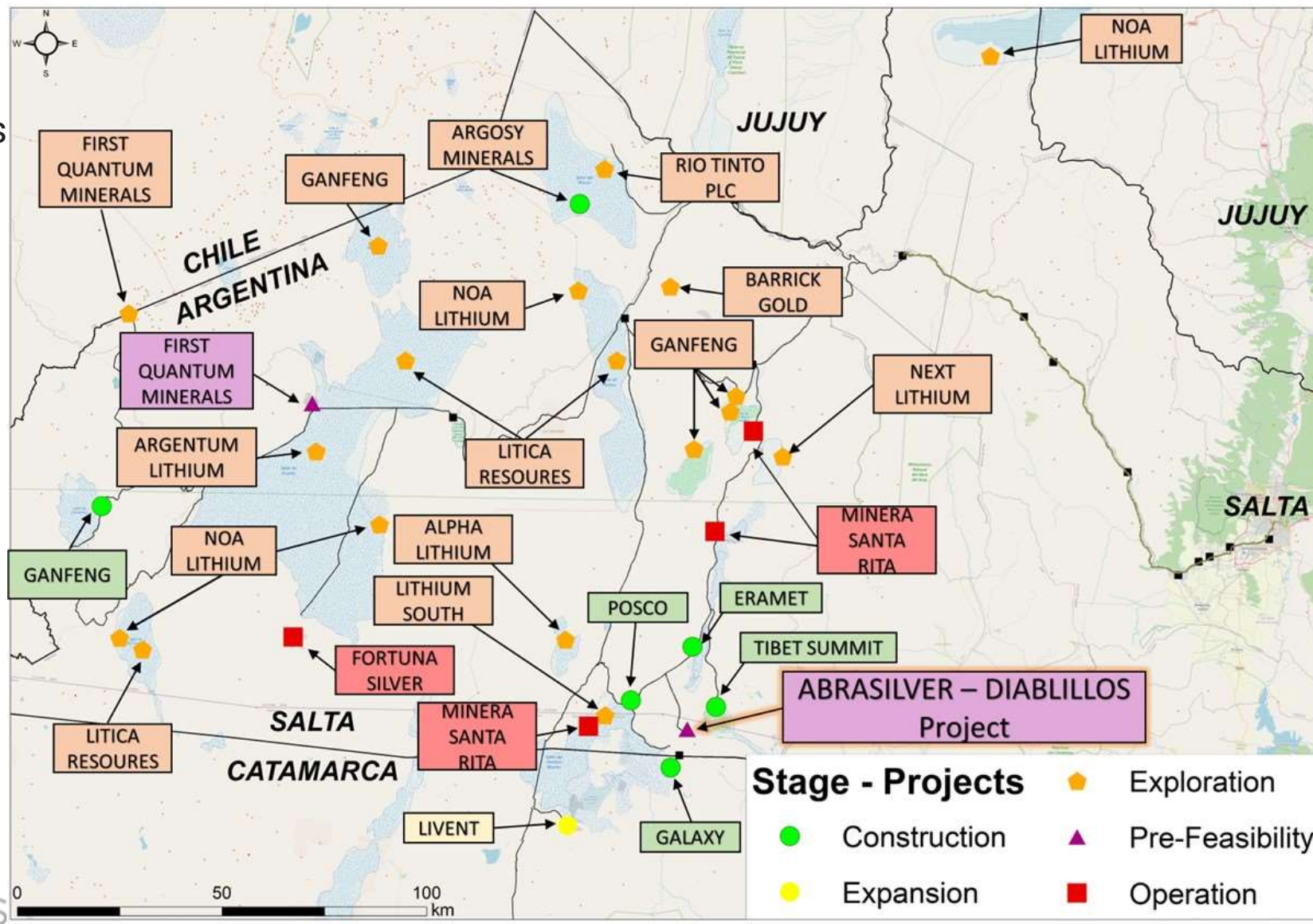
Source: Capital IQ; National Bank Financial
 Note: Volume based on TSXV:ABRA trading only

Salta Ranked #1 for Investment Attractiveness¹

\$US Billions in development projects surround Diablillos



Salta: Home to some of the largest global mining companies



An aerial photograph of a large, terraced mountain in a desert landscape. The mountain's surface is divided into numerous horizontal terraces by earthen walls. A prominent yellow triangle is overlaid on the center of the mountain. The text "Diablillos Project" is written in white across the middle of the image. The sky is clear and blue, and the overall scene is arid and rugged.

Diablillos Project

M&I Resources of 258Moz AgEq & Growing!

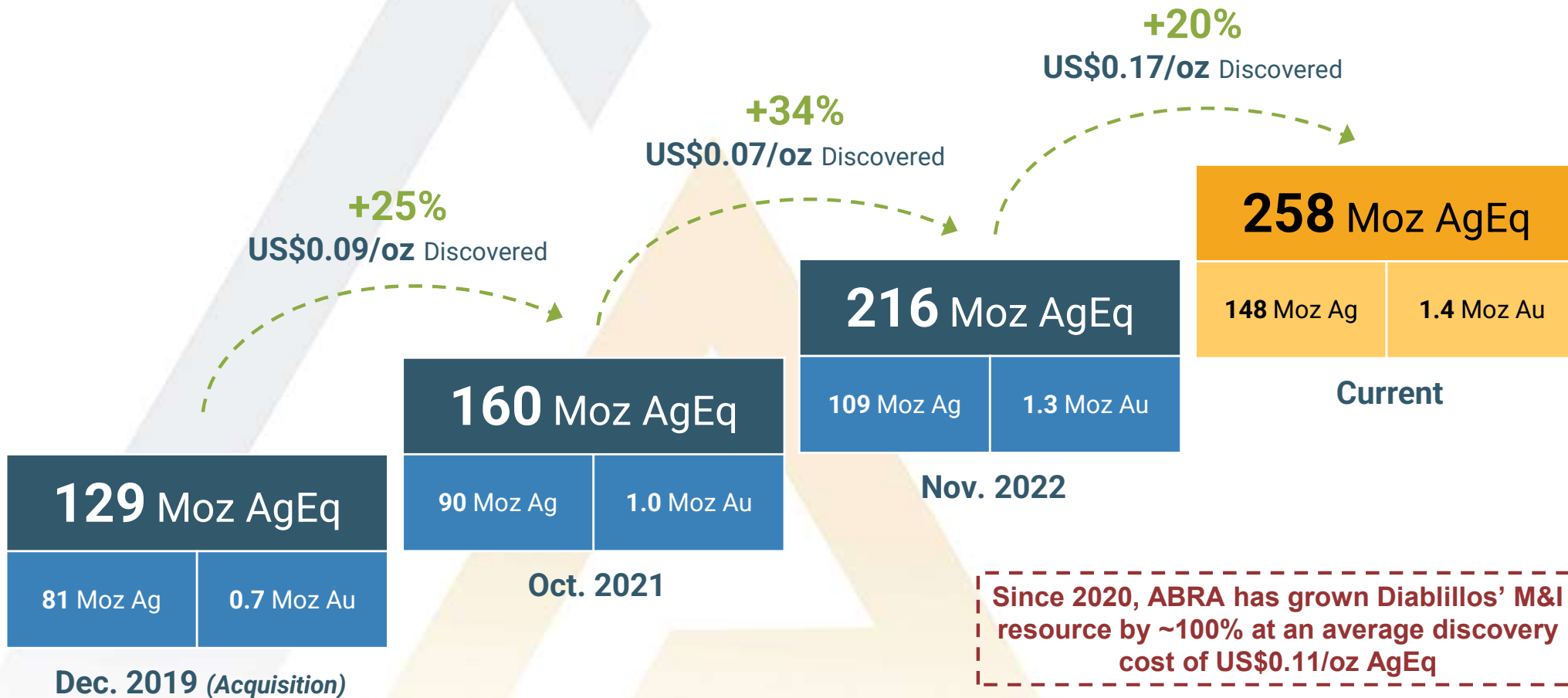
Category	Tonnes (000 t)	Ag (g/t)	Au (g/t)	AgEq (g/t)	Contained Ag (k oz Ag)	Contained Au (k oz Au)	Contained AgEq (k oz AgEq)
Measured & Indicated	53,257	87	0.79	151	148,275	1,360	258,087



Strong Record of Delivering Resource Growth

Updated Diablillos M&I Resource of **258 Moz AgEq** → represents an increase of 20% relative to the November 2022 resource – underpinned by the recently-discovered, high-grade JAC target

Diablillos Resource Growth Since Acquisition (M&I Contained)⁽¹⁾⁽²⁾



Source: Capital IQ; Corporate disclosure; National Bank Financial

(1) Resource growth calculated based on AgEq and reflects Au:Ag ratio and metallurgical recoveries

(2) 2019-2021: US\$2.7M (15,100m drilled); 2021-2022: US\$4.1M (18,500m drilled); 2022-2023: US\$7.3M (24,100m drilled)

Industry-Leading Drill Results

ABRA: 6 of top 12 best results globally over past 2.5 Years



Top AgEq Intercepts – All Primary Silver Assets Globally (Jan. 2021 – Present)

Company (Project)	Hole ID	Reported Date	Interval (m)	Grade (g/t AgEq)	Grade-Thickness (g/t AgEq x m)
1. GGD (Los Ricos South)	LRGAG-22-218	2023-01-23	55.0	2,738	150,590
2. AYA (Zgounder)	TD28-22-2000-308	2022-12-21	21.6	3,956	85,450
3. ABRA (Diablillos)	DDH-22-045	2022-09-29	127.0	669	84,963
4. PAAS (La Colorada)	D-96-03-22	2022-07-21	295.5	234	69,147
5. ABRA (Diablillos)	DDH-22-015	2022-07-25	26.0	2,387	62,062
6. AYA (Zgounder)	TD28-22-2030-042	2022-04-21	14.4	4,101	59,054
7. AYA (Zgounder)	TD28-22-2000-305	2022-12-21	9.6	5,691	54,634
8. ABRA (Diablillos)	DDH-20-027	2021-03-15	103.0	528	54,384
9. Kuya (Silver Kings)	23-SK-08	2023-04-04	3.0	16,838	50,514
10. ABRA (Diablillos)	DDH-22-037	2022-08-22	155.0	307	47,585
11. ABRA (Diablillos)	DDH-20-043	2022-09-29	23.0	1,962	45,126
12. ABRA (Diablillos)	DDH-22-004	2022-04-11	140.0	315	44,100

▲ Hole DDH 22-045: 127m @ 506 g/t Ag and 1.99 g/t Au (from 122m down hole depth)

▲ Hole DDH 22-015: 26m @ 2,358 g/t Ag and 0.36 g/t Au (from 131.5m down hole depth)

▲ Hole DDH 20-027: 103m @ 389 g/t Ag and 1.70 g/t Au (from 141m down hole depth)

▲ Hole DDH 20-043: 23m @ 1,939 g/t Ag and 0.28 g/t Au (from 204m down hole depth)

▲ Hole DDH 20-037: 155m @ 186 g/t Ag and 1.48 g/t Au (from 71m down hole depth)

▲ Hole DDH 22-004: 140m @ 219 g/t Ag and 1.17 g/t Au (from 131m down hole depth)

Source: Data from S&P Global, as of Jan 2023. Includes intercepts from primary silver assets.

AgEq calculation includes Ag & Au values only based on formula: $AgEq\ grade = Ag\ grade + Au\ grade \times (Gold\ Price/Silver\ Price) \times (Gold\ Recovery/Silver\ Recovery)$, where gold price = \$1750/oz and silver price = \$25.00/oz. For Diablillos gold recovery = 86% and silver recovery = 73.5%

District-Scale Potential w/ Multiple Zones To Be Tested

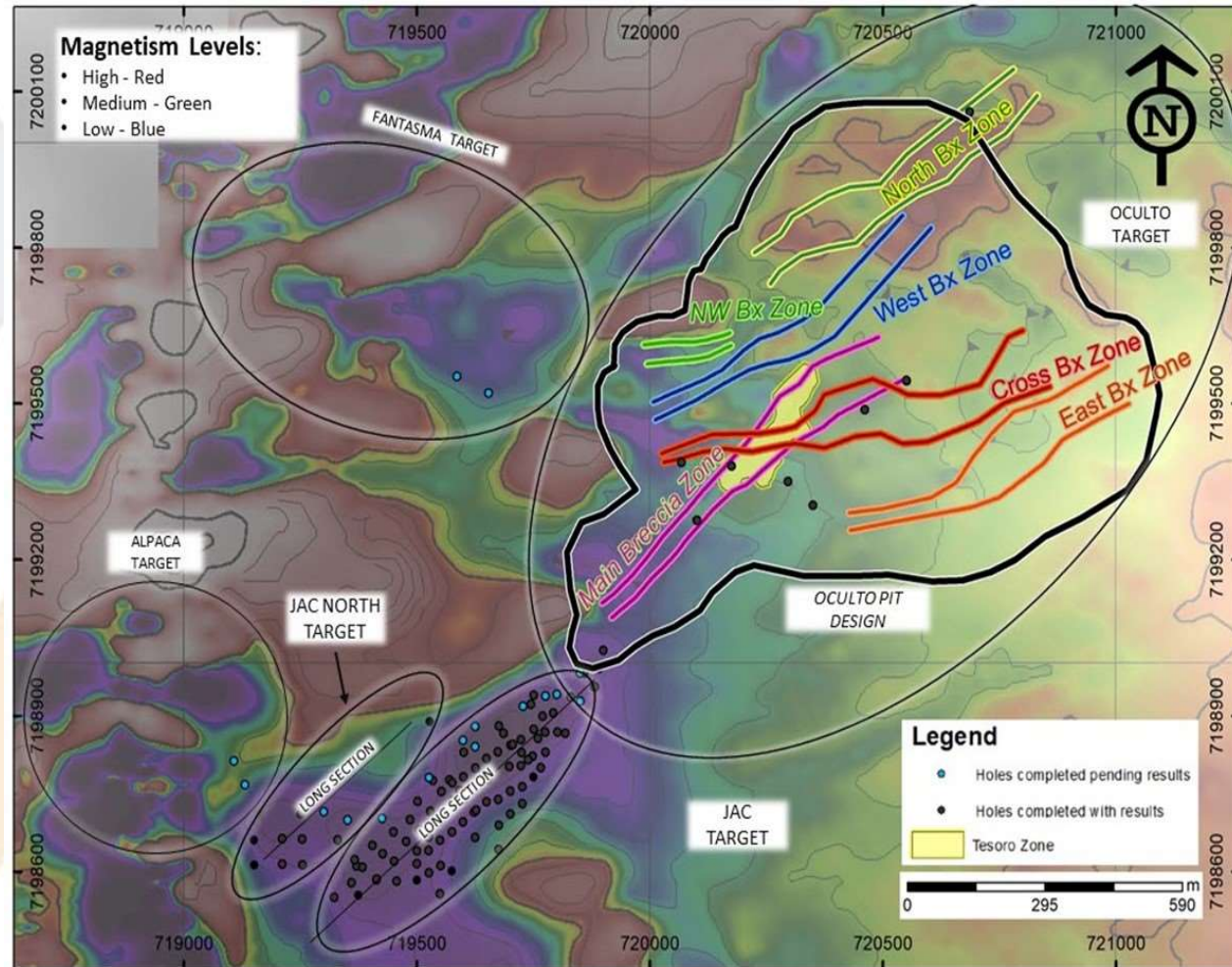
▲ Near-Term Priority Targets: Reconnaissance exploration, in combination with structural mapping and magnetic surveys, continues to generate new targets.

▲ JAC North: New high-grade discovery announced Aug. 9, '23:

▲ DDH 23-064: 12m @ 1,042 g/t Ag starting from 69m down-hole depth

▲ DDH 23-055: 62m @ 130 g/t Ag starting from 55m down-hole depth

▲ Alpaca: Magnetic signature suggests that a perpendicular zone of silver mineralisation may connect JAC with Alpaca. This is a high priority for the next drilling campaign.



Excellent Metallurgical Testwork Results

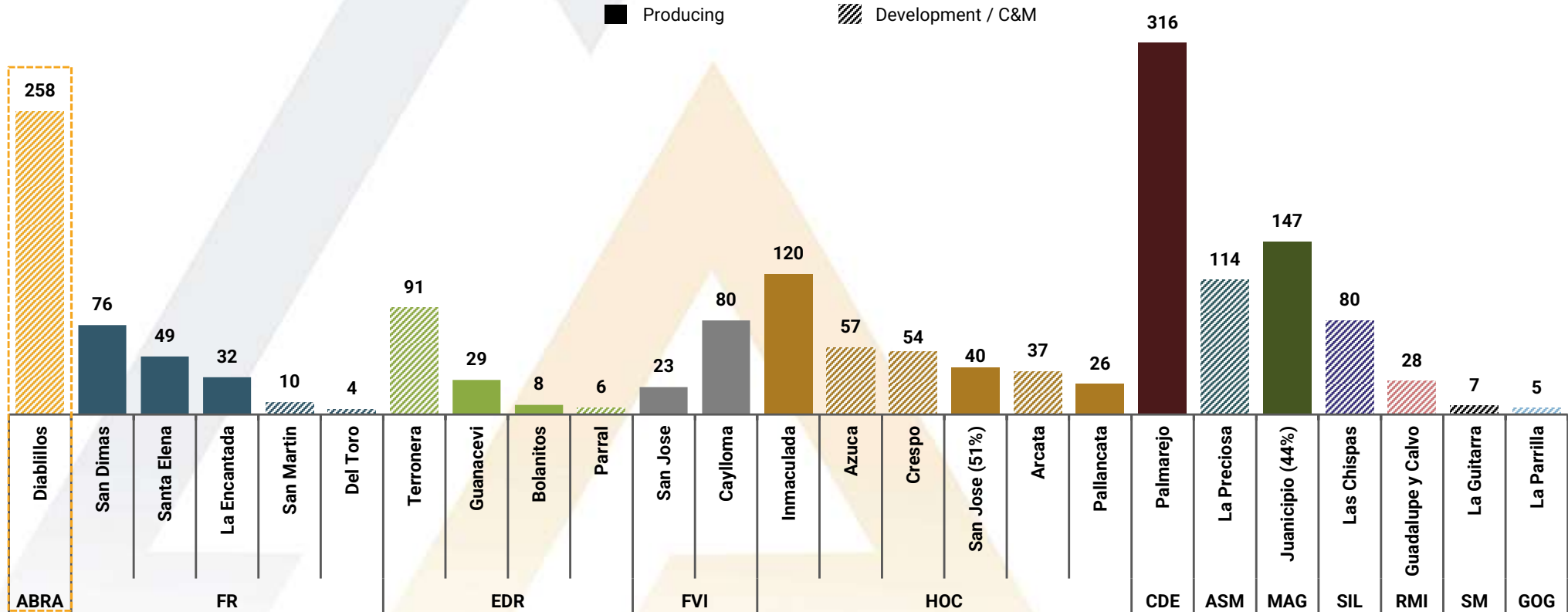
- At Oculito, recoveries expected to range between **82% - 86%** for silver and **84% - 89%** for gold
- A significant increase over the avg recovery rates of 73.5% for silver and 86% for gold used in the 2022 Preliminary Economic Assessment (“PEA”).
- At JAC & Fantasma, expected recoveries between **86% - 93% for silver** and **82% - 91% for gold**
- A substantial percentage of the silver and gold can be recovered by gravity separation which results in **higher recovery rates and lower processing costs**
- **Fine grinding is not necessary** with the most efficient recoveries achieved at a grind size of 150 microns for both gravity and cyanidation and an optimal retention time of 36 hours.
- Overall silver and gold recoveries could likely be increased further by grinding finer and with higher cyanide concentrations. Further metallurgical testwork & trade-off studies now underway

Recoveries	Oculito PFS Testwork (Oct. 2023)	JAC & Fantasma (May 2023)	Oculito PEA Study (Jan.2022)
Gold	84% - 89%	82% - 91%	86.0%
Silver	82% - 86%	86% - 93%	73.5%
Comments	Gravity + Cyanidation	Gravity + Cyanidation	Cyanidation Only

Diablillos – Large Scale Silver Resource With Significant Upside Potential

- Diablillos boasts a significant M&I Resource compared to other primary silver assets in Latin America
- Numerous smaller-scale assets are either being operated or developed by mid-tier silver producers

Diablillos Compared to Select Primary Silver Assets in Latin America (M&I Contained - Moz AgEq)⁽¹⁾



Source: Corporate disclosure; National Bank Financial

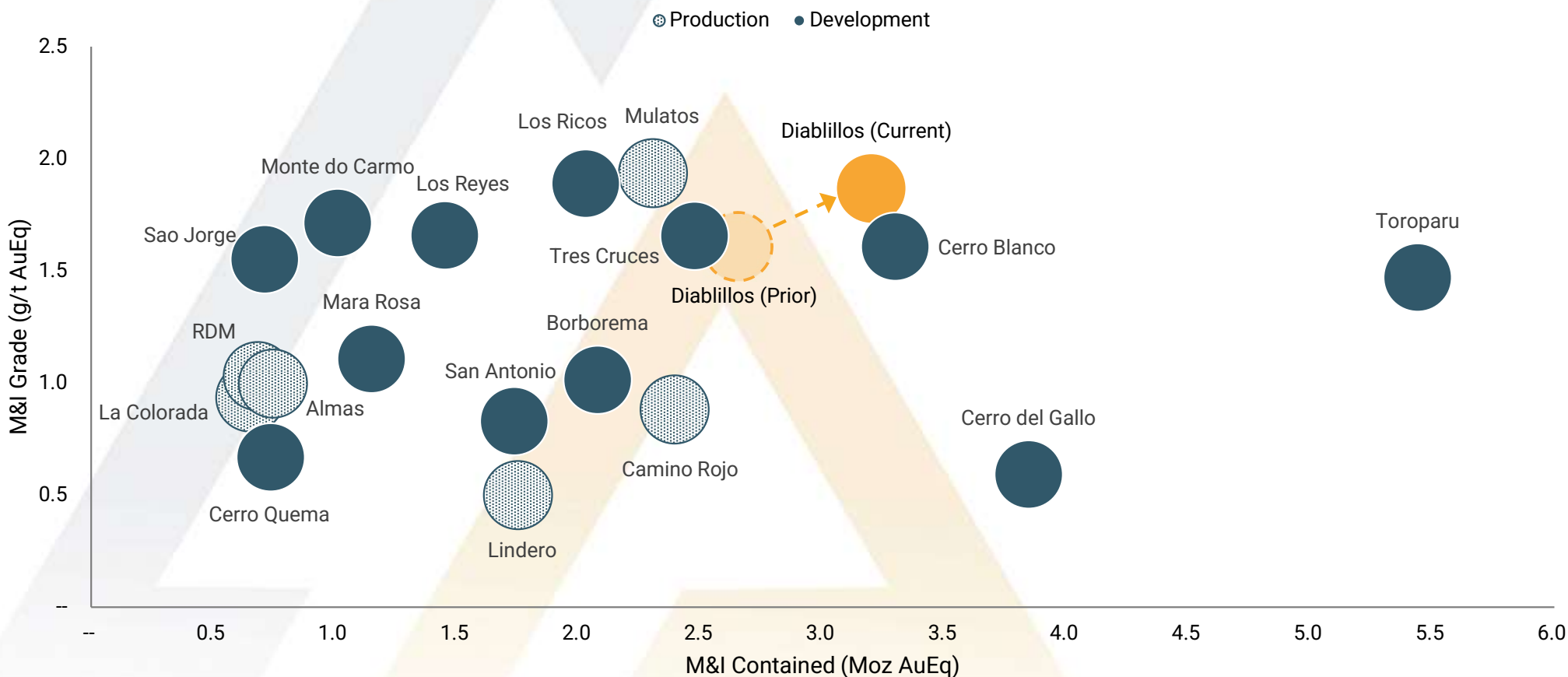
Note: AgEq contained has been estimated using an Ag:Au ratio of 82.5:1 and reflects metallurgical recovery rates for the corresponding mineral type based on the most recent NI 43-101 Mineral Resource estimate for Diablillos

(1) M&I Resources are presented inclusive of P&P Reserves, where applicable

Diablillos: A Stand-Out High-Grade Project

Diablillos contains an M&I resource totalling **3.2 Moz AuEq** at **1.9 g/t AuEq** making it one of **the largest and highest-grade** open pit assets utilizing conventional CIL/CIP/Leach processing in Latin America

Select Comparable Open Pit Precious Metal Assets in Latin America



Source: Company Reports, National Bank Financial

Note: AuEq based on Au:Ag ratio of 81:1, which reflects commodity prices of US\$1,850/oz Au and US\$24.00/oz Ag, adjusted for metallurgical recoveries

(1) Includes oxide deposits with +500 koz Au of contained M&I, not owned by a senior producer

(2) For assets where there are distinct oxide and sulphide components, only oxide M&I resources were taken

La Coipita Project (San Juan, Argentina)

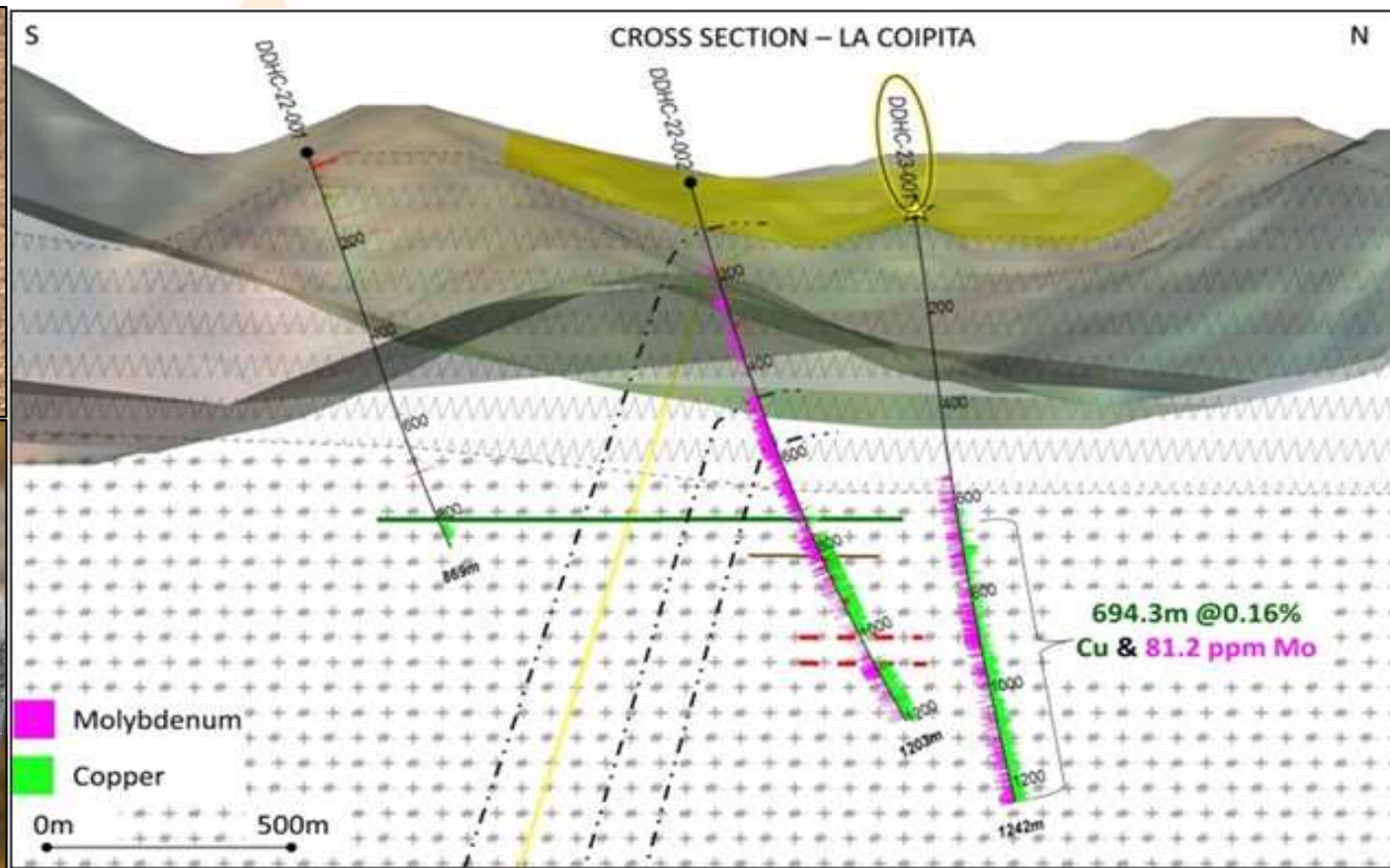
ABRA owns an option to acquire a 100% stake in a large +70,000 ha project in one of the world's most endowed Cu-Au belts (e.g. Filo del Sol, Los Azules, Pelambres)

Currently in discussions with strategic partners interested in an earn-in deal



La Coipita – Cu-Au Porphyry Discovery

- ▲ Hole DDHC 22-002 intersected a continuous copper porphyry zone of **226m of 0.34% Cu, 0.07 g/t Au & 66 ppm Mo** marking a new discovery on the La Coipita project
- ▲ Hole DDHC 23-001 intersected a broad interval of copper-molybdenum porphyry mineralization of **694m of 0.16% Cu & 81 ppm Mo**
- ▲ Drill results targeted at a surface geochemistry pattern interpreted as being a reflection of an underlying porphyry system, with estimated dimensions of **2,000 metres by 1,500 metres**



Creating Shareholder Value Through Execution

- ✓ Phase 2: 20,000m drilled
- ✓ Updated Resource
M&I: ↑29% Au, ↑22% Ag
- ✓ Initial discovery at La Coipita project

- ✓ Phase 3: complete 22,000m drill program
- ✓ Updated Resource
M&I: ↑5% Au, ↑36% Ag
- Submission of Environmental Impact Assessment (EIA)

- Pre-Feasibility Study
- Phase 4 Exploration Campaign
- Commencement of Definitive Feasibility Study

2021

2022

2023

2024

Key Drivers for Investing

Large Resource Base With Excellent Exploration Upside¹: M&I Resources of 53.3Mt at 87 g/t Ag and 0.79 g/t Au for **+148 Moz Ag** and **1.4 Moz Au**

Right Jurisdiction: 2021 Fraser Institute #1 most attractive jurisdiction in Latin America, with billions of dollars being spent in new investment in Salta

Strong Balance Sheet: Cash position of ~ CAD\$7M (as at Sept 30 2023), fully funded to add value through ongoing exploration campaigns

Top Tier Shareholders: Strong support from strategic and large institutional investors (Eric Sprott is largest shareholder ~12%)

Extensive Exploration Upside Potential: Future drilling will focus on exploration targets which include: JAC North, Alpaca, and the Oculito-Fantasma trends, each of which has the potential to continue to add additional silver/gold mineralization.

The image features a vast, arid landscape with rolling brown hills under a clear blue sky. A large, semi-transparent yellow arrow points upwards from the bottom center towards the top of the frame. Overlaid on the center of the image is the text "Additional Information" in a white, sans-serif font. The overall composition suggests a theme of growth or providing further details.

Additional Information

Management & Directors

Strong Team with Extensive Technical and M&A Expertise



Management

John Miniotis, Chief Executive Officer

- 18+ years of experience in the mining industry (Lundin Mining, AuRico Metals, Barrick, BMO) focused primarily on mergers & acquisitions, equity capital markets, IR & corp finance

David O'Connor, Chief Geologist

- 40+ years' experience acquiring, exploring, and developing mineral projects in South America & executive management
- Responsible for early exploration at the world-class Olympic Dam project

Klaus Zalewski, Senior VP Projects

- Professional civil engineer with 40 years of experience in the construction and mining industries, focusing on project and operations management, leading PFS and BFS level technical studies

Carlos Pinglo, Chief Financial Officer


- 25+ years experience in financial management with a focus on Latin American jurisdictions

Eugenio Ponte, Country Manager

- 25+ years experience primarily focused in environmental and corporate social responsibility in various projects throughout Argentina




Board

Rob Bruggeman 
Chairman

Jens Mayer 
Director

Flora Wood 
Director

Stephen Gatley 
Director

Hernán Zaballa 
Director

Sam Leung 
Director

Nicholas Teasdale 
Director

Large M&I Resource: ~260M oz Silver-Equivalent

Deposit	Zone	Category	Tonnes (000 t)	Ag (g/t)	Au (g/t)	AgEq (g/t)	Contained Ag (k oz Ag)	Contained Au (k oz Au)	Contained AgEq (k oz AgEq)
Oculto	Oxides	Measured	12,170	101	0.95	178	39,519	372	69,523
		Indicated	34,654	64	0.85	133	71,306	947	147,748
		Measured & Indicated	46,824	74	0.88	145	111,401	1,325	218,335
		Inferred	3,146	21	0.68	76	2,124	69	7,677
JAC	Oxides	Measured	1,870	210	0.17	224	12,627	10	13,452
		Indicated	3,416	198	0.12	208	21,744	13	22,808
		Measured & Indicated	5,286	202	0.13	212	34,329	22	36,191
		Inferred	77	77	-	77	190	-	190
Fantasma	Oxides	Measured	-	-	-	-	-	-	-
		Indicated	683	105	-	105	2,306	-	2,306
		Measured & Indicated	683	105	-	105	2,306	-	2,306
		Inferred	10	76	-	76	24	-	24
Laderas	Oxides	Measured	-	-	-	-	-	-	-
		Indicated	464	16	0.91	89	239	14	1,334
		Measured & Indicated	464	16	0.91	89	239	14	1,334
		Inferred	55	43	0.57	89	76	1	157
Total	Oxides	Measured	14,040	116	0.85	184	52,146	382	82,975
		Indicated	39,217	76	0.77	138	95,594	974	174,196
		Measured & Indicated	53,257	87	0.79	151	148,275	1,360	258,087
		Inferred	3,288	23	0.66	76	2,415	70	8,049

Mineral Resource Estimate (Nov. 22, 2023)

Diablillos – Excellent Access to Infrastructure

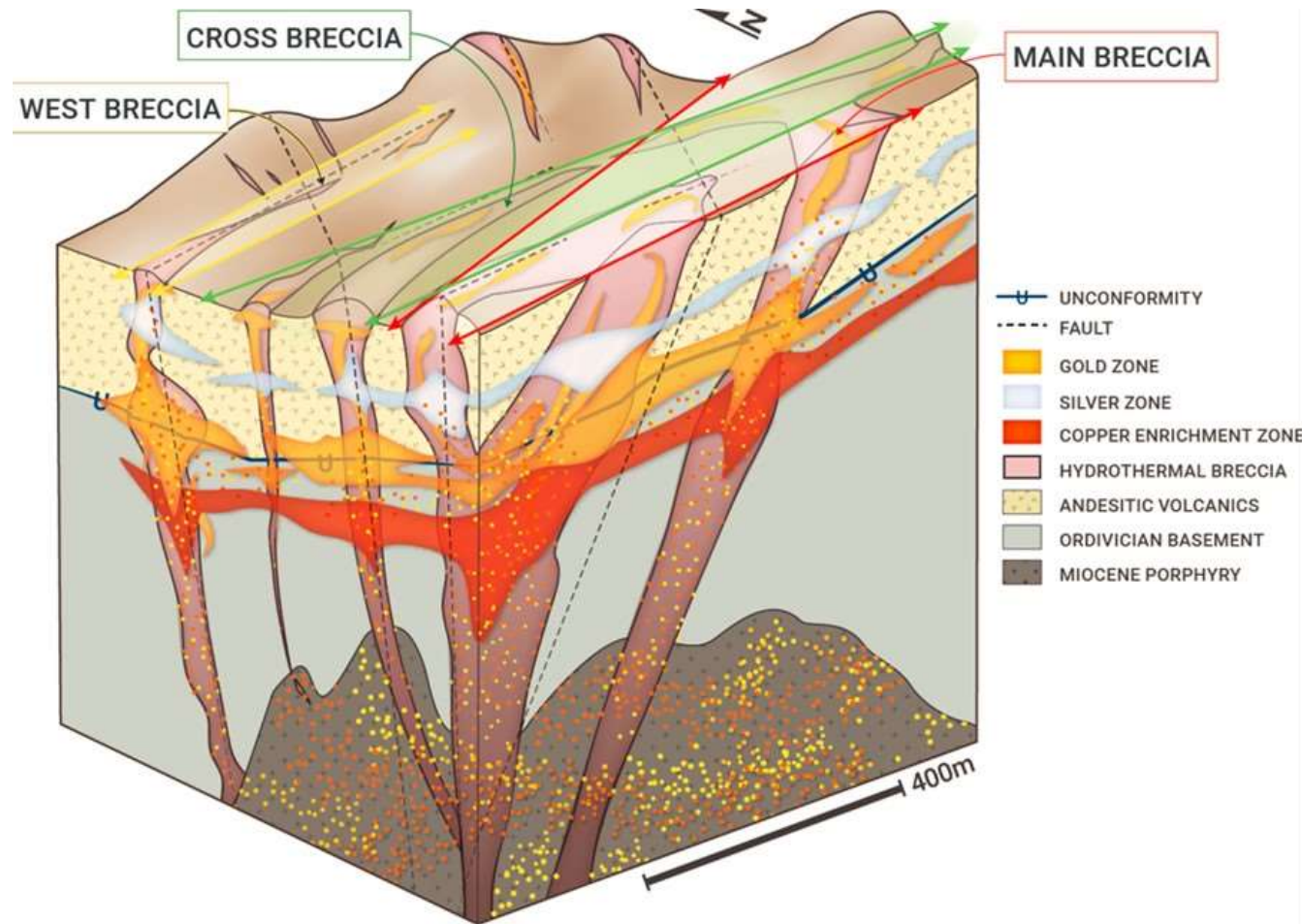
- ▲ Located in an established mining camp that includes multiple lithium and borate mining operations
- ▲ Accessible by good all-weather gravel roads with nearby airstrip (~25 km)
- ▲ A natural gas pipeline built to supply mining projects like Diablillos is located 34 km from the project. Currently evaluating solar power energy for Diablillos
- ▲ Pump testing shows sufficient subterranean water available near the project with easements in place
- ▲ No communities on or near property – low permitting risk with construction permits expected to be in place in 2024



Oculto Geological Model

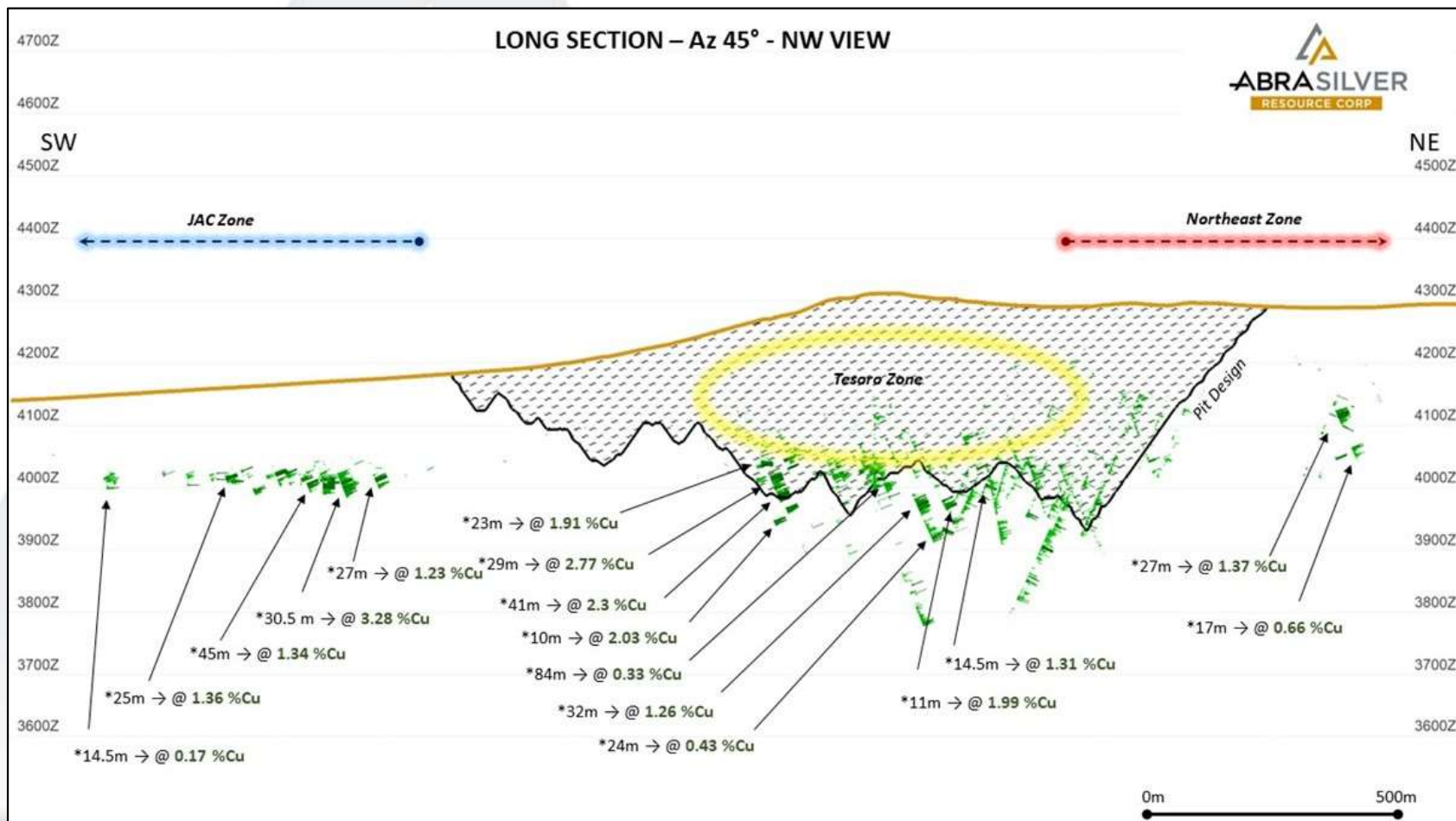
Epithermal Ag-Au Deposit with Cu-Au Porphyry Intrusive

- Diablillos property has multiple epithermal and porphyry targets
- Oculto Zone contains majority of the resources and has over 120,000 m of drilling, but only down to a depth of ~400 m
- Past drilling focused on the high sulphidation epithermal zone, hosted in volcanics and mostly oxidized
- Recent drilling confirmed that hydrothermal breccias continue into the basement and contain copper and gold mineralization in sulphides
- Strong possibility of a porphyry intrusive nearby



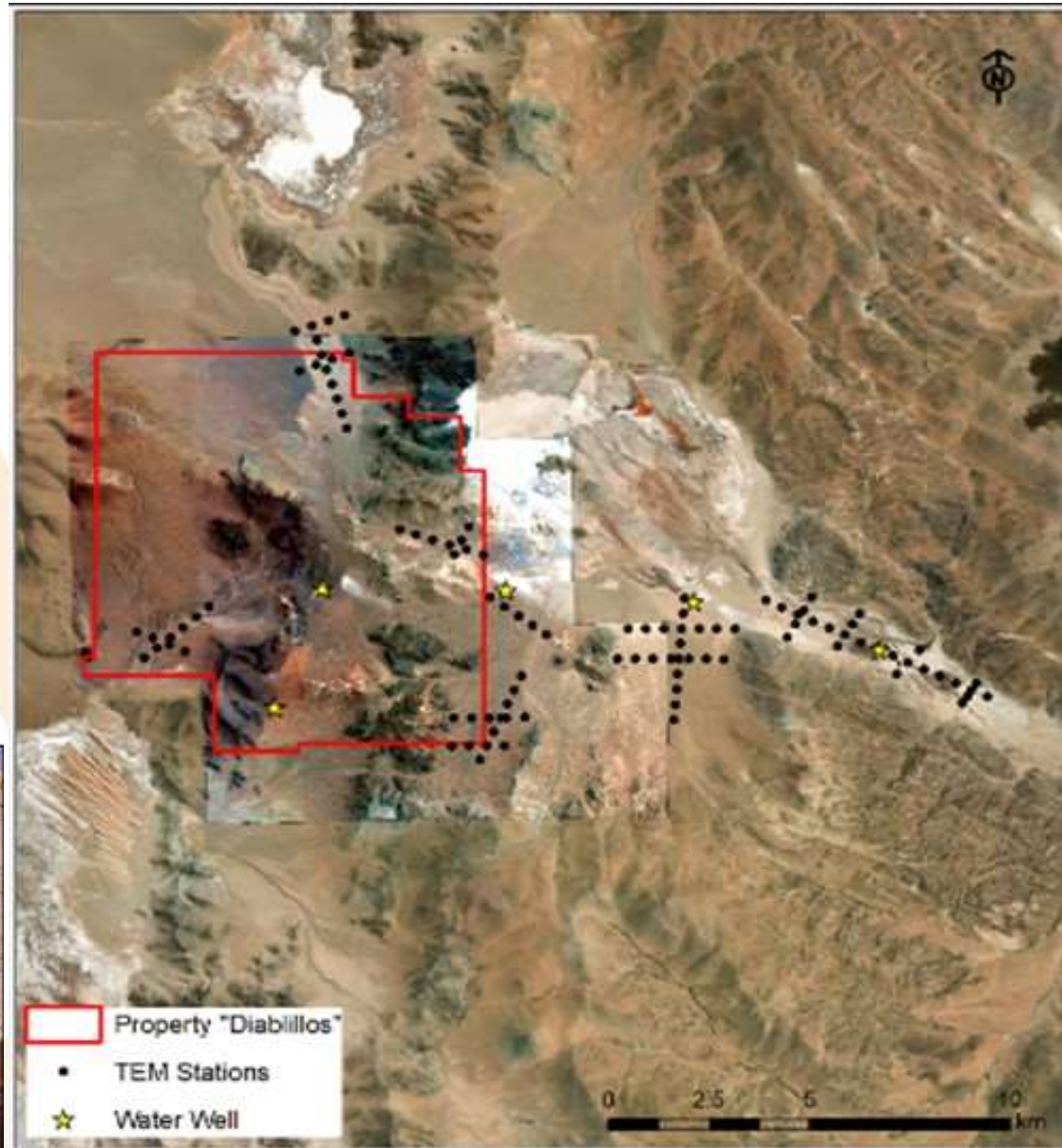
High Grade Cu & Au Intercepts in Sulphides - Remain Largely Untested

- ▲ Beneath the oxide gold zone, we've intersected several high-grade Cu/Au sulphide intercepts
- ▲ The sulphide zone currently extends for ~ 2 km, and remains largely untested
- ▲ Represents a significant exploration target which will be evaluated in future drill campaigns



Water Easements in Place

- Abundant nearby fresh water with easements in place
- Easements already in place for several wells with applications being prepared for additional easements
- Adequate supply identified for up to a 9,000 tpd operation with plans to explore for additional water resources

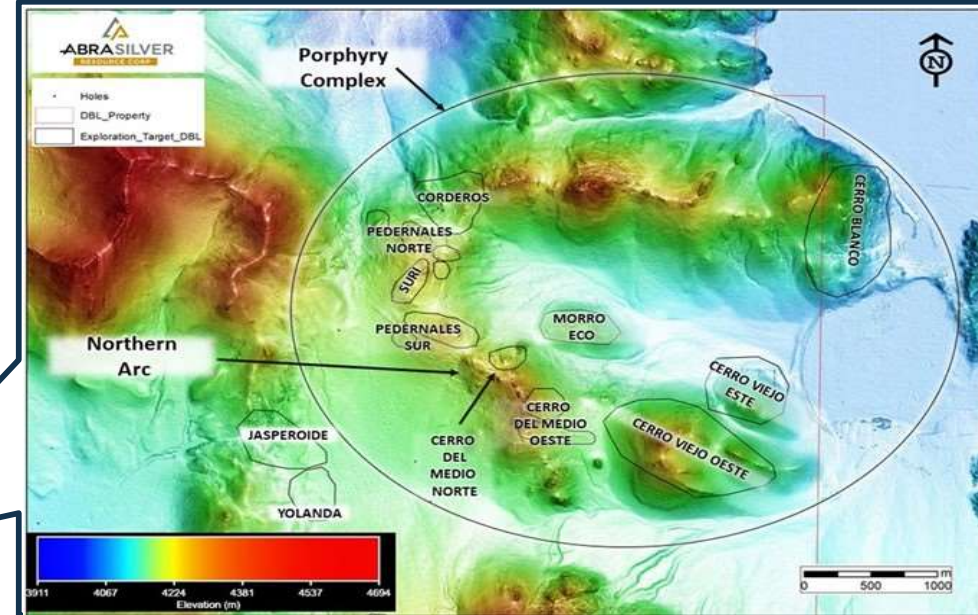
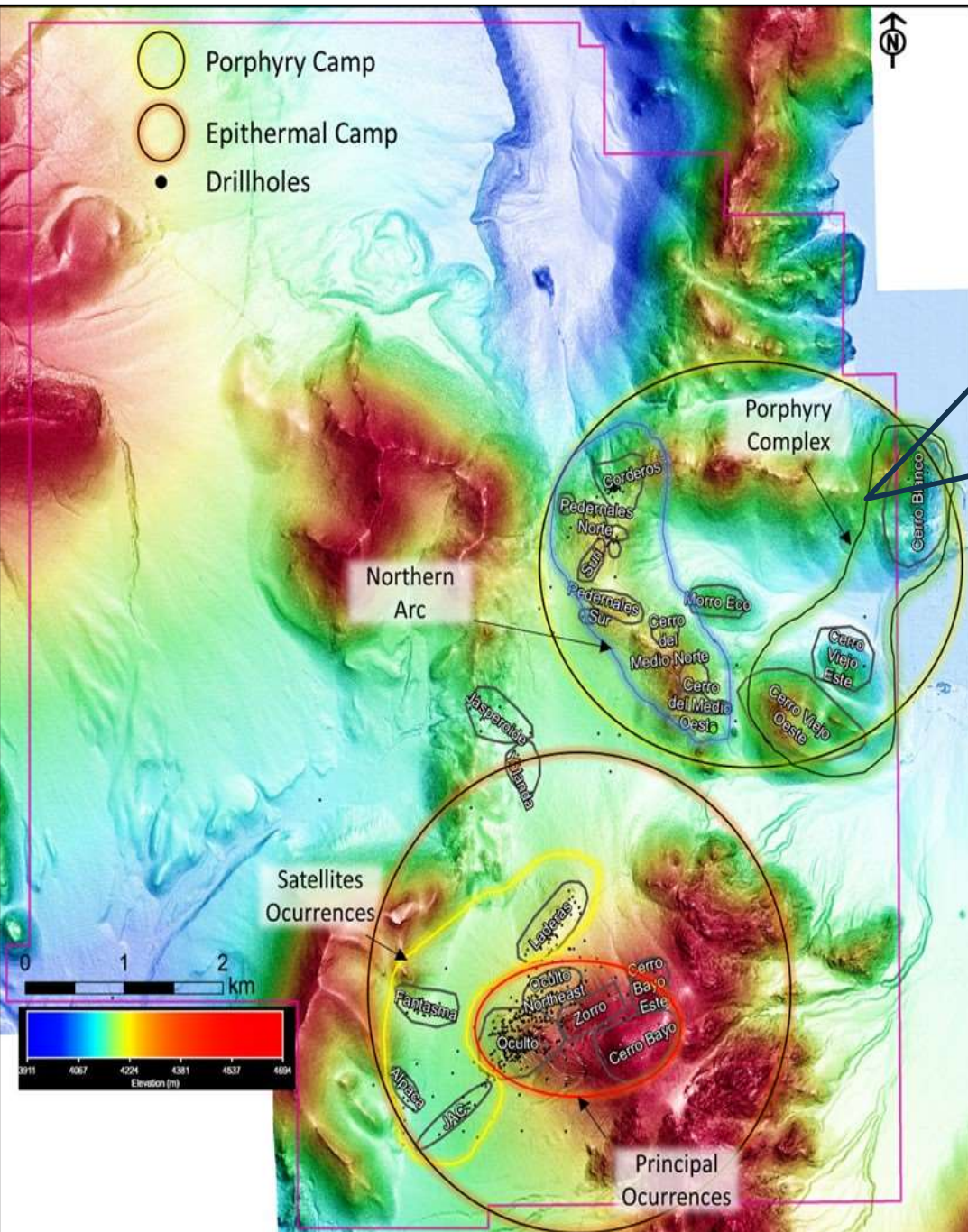


Visualization of Conceptual Open Pits and Proposed Site Infrastructure at Diablillos




Diablillos District-Scale Exploration Potential

Untested Porphyry Camp to the North



La Coipita Option Payment Schedule

 The Company has entered into two separate option agreements with arm's length private owners to acquire a 100% interest in La Coipita. First agreement, announced on March 2, 2020:

Timing	Payments (US\$)
Paid upon signing	\$65,000
March 2021 (paid)	\$100,000
March 2022 (paid)	\$200,000
March 2023 (paid)	\$400,000
March 2024	\$1,000,000
March 2025	\$2,500,000

 Second agreement, announced on August 17, 2021:

Timing	Payments (US\$)
Paid upon signing	\$50,000
August 2022 (paid)	\$75,000
August 2023 (paid)	\$100,000
August 2024	\$500,000
August 2025	\$800,000
August 2026	\$1,500,000

Capital Structure (as of Dec. 2023)

	Outstanding (M)	Price	Potential Proceeds (CAD\$ M)	Expiry
Basic Shares Outstanding	563			
Warrants:				
	6	\$0.10	\$0.6	Apr. 18, 2024
	2	\$0.37	\$0.6	Jun. 6, 2024
	14	\$0.50	\$6.8	Dec. 6, 2024
Total Warrants	21	\$0.38	\$8.3	
Total Options	25	\$0.25	\$6.1	Present – Feb. '28
Fully Diluted Shares	609			



To Find Out More, Contact:

John Minitis – President & CEO

info@abrasilver.com

+1.416.306.8334 www.abrasilver.com